

FRATERNAL ORDER OF POLICE

• GEORGIA •



SURVEY OF SALARIES AND WORKING CONDITIONS
OF GEORGIA LAW ENFORCEMENT AGENCIES
• 2004 •

FRATERNAL ORDER OF POLICE

Georgia State Lodge

216 Sailors Drive, Suite 105 • Ellijay, GA 30540 • Phone (800) 305-0237

The Fraternal Order of Police would like to thank all the department heads and other personnel who took the time to complete the questionnaires used in compiling the information contained in the survey.

The survey is intended to be a quick reference and of course can't be entirely comprehensive. Some agencies submitted considerably more information than a survey of this type is able to contain. This information is appreciated and will be kept on file and will be available upon request by any law enforcement agency or officer.

To insure the integrity of the survey, certain "rules" were applied throughout. The blank space is used throughout the survey and may indicate any of the following: (1) No response was given in this category. (2) An inappropriate response was given in the category. (3) The response "not applicable" was given in this area. (4) The response given could not be understood as it applied to this category. Decimal points were rounded to the nearest whole number, except in cases where this would significantly alter that entry. In categories requesting responses in number of days where number of weeks were given, a five day week was assumed. In categories requesting annual salaries where weekly salaries were given, the response was multiplied by 52. In categories where annual salaries were requested and hourly rate was given, the annual salary was obtained by multiplying the hourly rate by the number of hours worked per week and then multiplying the result by 52, unless it was indicated that this was a part-time position.

We hope that you will find this survey to be a useful tool in matters concerning salaries and working condition of law enforcement officers. We are pleased to be able to provide this survey and believe that its use can contribute to the advancement of our profession.

The date contained in this survey is based on conditions existing January 1, 2004



**Population
Less than 10,000**

2004

Population Less than 10,000

Agency Name	Chief / Sheriff		Major / Asst. Chief / Deputy		Captain		Lieutenant		Sergeant		Detective / Corporal		Patrol Off. / Deputy Sheriff		Years	Number of Officers	Hours Per Week	Vacation		Number of Holidays	Number of Sick Days	\$ Amount of Life Insurance	% Paid Medical	Detective Clothing Allowance	Uniform Provided	Shift Differential	Longevity Pay	Overtime Comp	Civil Service	Retirement	Educational Incentive				
	Min	Max	Min	Max	Min	Max	Min	Max	Min	Max	Min	Max	Min	Max				Min	Max																
BLOOMINGDALE POLICE DEPT			38000	47457	36125	45172	33634	42057	32000	39964			25990	39383	20	11	42	5	25	10	8	80	80	Y	N	Y	Y	N	Y	N					
BLUE RIDGE POLICE DEPT	33946		29494		27518		25168					21840			8	40	10	15	9	8	15000	80	0	Y		Y				Y					
BLYTHE POLICE DEPT	25000	30000										16640	24960		3	32+	5	15	10	5	50000	100		Y	N	N	Y			N					
BROOKLET POLICE DEPT	27500											19500			3	45	10	15	10	12	50000	80		N	N	Y	N	N			N				
BUCHANAN POLICE DEPT	34616	37892	25662	28938			26317	29593	21840	25116			20092	25553	17	8	42	5	15	11	6	15000	100	250	250	N	N	Y	N		N				
CALHOUN CO SHERIFF DEPT	41573	52401										21500	25500		14	40+	12	12	18	7	12	15000	100		Y	N	N	Y	N	N		N			
CAMILLA POLICE DEPT															20	43	12	18	7	12	10000	100	480	Y	N	N	Y	N	Y			N			
CANON POLICE DEPT	26000														1	40	14	14	6				100	N	N	N	Y	N	Y			N			
CENTERVILLE POLICE DEPT	34340	56388	32672	53660	31500	50500	29309	48113	26797	44007	26797	44007	24264	39748	25	19	43	4	14	11.6	12	50000	100	300	Y	N	Y	Y	N	Y		N			
CLARKESVILLE POLICE DEPT	27250	38960	20650	31800					20650	28000			20650	28000		5	48	6	24	9	12	10000	100		Y	N	N	Y	N	Y			N		
CLAXTON POLICE DEPT	41624	56019			28172	37916	28172	37916	28172	37916	28172	37916	28172	37916	2	8	40			7		10000	80	480	480	N	N	Y	N	Y			N		
CLAY CO SHERIFF DEPT	38000	52000	25000	28000									21000	27000		3	48	10		10	10	10000	80		Y	N	Y	Y	N	N			N		
CLAYTON POLICE DEPT		37000		33000								28000		28500	26500	27000	1	11	40	5	15	7.5	5	15000	100		Y	N	N	Y	N	N			N
CLEVELAND POLICE DEPT	34000	45000	32000		30000		28000				26000		22000		15	11	42	12	9	12	25000	100	400	N	Y	Y	Y	N	N					N	

Population Less than 10,000

Agency Name	Chief / Sheriff		Major / Asst. Chief / Chief Deputy		Captain		Lieutenant		Sergeant		Detective / Corporal		Patrol Off. / Deputy Sheriff		Years	Number of Officers	Hours Per Week	Vacation		Number of Holidays	Number of Sick Days	\$ Amount of Life Insurance	% Paid Medical	Detective Clothing Allowance	Uniform Provided	Shift Differential	Longevity Pay	Overtime Comp	Civil Service	Retirement	Educational Incentive
	Min	Max	Min	Max	Min	Max	Min	Max	Min	Max	Min	Max	Min	Max				Min	Max												
SPARKS POLICE DEPT	25000	30000													1	40	5	15	8	18	15000	95		500	N	N	N	N	N	N	
SPRINGFIELD POLICE DEPT	41264						32136		29073				24638		7	40	5	20	11	10	20000	100		Y	N	Y	Y	N	Y	N	
STILLMORE POLICE DEPT	18000	25000					14000	21000							2	30	5	5	10	3	0	0		Y	N	N	N	N	N	N	
STONE MOUNTAIN POLICE DEPT	51522		46467						33467		31221		30472		40+				10	12				N	N	Y	N		N		
TEGONALL POLICE DEPT		39624		26208		22386								19874		8	5	15	10	25	10000	95		Y	N	N	Y	N		N	
TRENTON POLICE DEPT	37742	37742										28414	30598	28414	30598	9	42	6	22	11	6	10000	100	500	500	N	N	Y	N	Y	N
TYBEE ISLAND POLICE DEPT	43700	66500	37600	57300	35800	54500	34100	51900	32400	49500	32400	49500	26600	42000	5	16	40	12	18	9	12+		80	Y	N	N	Y	N	Y	N	
VIENNA POLICE DEPT		42000		36400									20000	32000		7	40	7	15	8	14		100		N	N	Y	N	Y	N	
VILLA RICA POLICE DEPT	61475	74416	51293	62092	48057	58174			39367	52480	36000	44000	30000	42298	10	36	40+	5	20	11	12	50000	86	300	Y	N	N	Y	N	Y	Y
WARRENTON POLICE DEPT	26500	32500											21840		7	42	6	19	9	6			100		N	Y	Y	N		N	
WARWICK POLICE DEPT	23000		21000										20000		2	42	5		9	15000			300	N	N	Y	N	N	N	N	
WATKINSVILLE POLICE DEPT	30500											27000		27500		5	48	0	12	9	12	10000	100	800	800	N	Y	Y	N	N	N
WAVERLY HALL POLICE DEPT	24000	38688											20800	22880		5	40	5	10	6	5			Y	N	N	N	N	N	N	
WEBSTER CO SHERIFF DEPT	38000	48000	22000	28000									18000	22000		4	45	5	15	0	5	10000	100		Y	N	N	N	N	N	N

Year of Survey: 2004

Population: Less than 10,000

Agency Name	Hazardous Duty Pay	Years of service:	Minimum Age	Retirement Percentage	Employee contribute
ADAIRSVILLE POLICE DEPT	No		65		No
ALAMO POLICE DEPT	No				
ARCADE POLICE DEPT	No				
ARLINGTON POLICE DEPT	No				
ATKINSON CO. SHERIFF OFFICE	No				
ATTAPULGUS POLICE DEPT	No	10/30	65		No
AUBURN POLICE DEPT	No	5			No
AUSTELL POLICE DEPT	No	10/37	55		No/0
AVONDALE ESTATES PD	No				
BARNESVILLE POLICE DEPT	No	10/30	Rule of 75	100	No
BARWICK POLICE DEPT	No				
BAXLEY POLICE DEPT	No	25			No
BERLIN POLICE DEPT	No	5/30	62		No
BLAIRSVILLE POLICE DEPT	No				
BLOOMINGDALE POLICE DEPT	No	5			No
BLUE RIDGE POLICE DEPT	Yes	10			Y
BLYTHE POLICE DEPT	No				
BROOKLET POLICE DEPT	No				
BUCHANAN POLICE DEPT	No		65		No
CALHOUN CO SHERIFF DEPT	No				
CAMILLA POLICE DEPT	No	5	55	7	No
CANON POLICE DEPT	No				
CENTERVILLE POLICE DEPT	No	Age + Yrs = 80		Ave Sal x 1.5 x Yrs	No
CLARKESVILLE POLICE DEPT	No	5			GMA PLAN

Agency Name	Hazardous Duty Pay	Years of service:	Minimum Age	Retirement Percentage	Employee contribute
CLAXTON POLICE DEPT	No		55	30	
CLAY CO SHERIFF DEPT	No				
CLAYTON POLICE DEPT	No				
CLEVELAND POLICE DEPT	No				
CLINCH CO SHERIFF DEPT	No	3	65	6	Yes
COCHRAN POLICE DEPT	No	10/30	55	65	No
COLQUITT POLICE DEPT	No	10/45	62		
COMER POLICE DEPT	No				
CRAWFORDVILLE POLICE DEPT	No				
DANIELSVILLE POLICE DEPT	No	20	62		No
DAVISBORO POLICE DEPT	No				
DAWSON POLICE DEPT	No	10	55	Formula	No
DILLARD POLICE DEPT	No				
DOERUN POLICE DEPT	No	10/20	60	100	No
DONALSONVILLE POLICE DEPT	No				
EAST ELLIJAY POLICE DEPT	No	5	55	Varies	No
EATONTON POLICE DEPT	No				
EDISON POLICE DEPT	No				
ELBERTON POLICE DEPT	Yes	10	62 with 30yrs	100	No
ELLAVILLE POLICE DEPT	No	5	55	Varies	No
EMERSON POLICE DEPT	No	5	55	1.5	No
ENIGMA POLICE DEPT	No				
ETON POLICE DEPT	No				
FAIRMOUNT POLICE DEPT	No				
FITZGERALD POLICE DEPT	No	30	60		No
FRANKLIN POLICE DEPT	No	10	62		No
FT OGLETHORPE POLICE DEPT	No	5/30			No

Agency Name	Hazardous Duty Pay	Years of service:	Minimum Age	Retirement Percentage	Employee contribute
GLASCOCK CO SHERIFF DEPT	No				
GLENNVILLE POLICE DEPT	No	10			No
GORDON POLICE DEPT	No				
GRANTVILLE POLICE DEPT	No			3	Yes/10%
HAMILTON POLICE DEPT	No				
HAVEVILLE POLICE DEPT	No	30			
HARTWELL POLICE DEPT					
HAZLEHURST POLICE DEPT		10/30	55		No
HELEN POLICE DEPT	No				Yes/5%
HIAWASSEE POLICE DEPT	No	10	62	40	No
HIRAM POLICE DEPT	No	10	62		No
HOBOKEN POLICE DEPT	No	30	65	4	Yes/2%
HOGANSVILLE POLICE DEPT	No	10	60		Yes
HOLLY SPRINGS POLICE DEPT	No	5	62	1	Yes
HOSCHTON POLICE DEPT	No				Yes/3%
IDEAL POLICE DEPT	No				
IRWIN CO SHERIFF DEPT	No				
IRWINGTON POLICE DEPT	No				
JACKSONVILLE POLICE DEPT	No				
JEFFERSON POLICE DEPT	No	30		2.5	No
JOHNSON CO SHERIFF DEPT	No				
LAKE PARK POLICE DEPT		5/30	55	2	No
LAKELAND POLICE DEPT	No				
LANIER CO SHERIFF OFFICE	No	5			Yes/3%+
LAVONIA POLICE DEPT	No	10	65	60	No
LEARY POLICE DEPT	No				
LESLIE POLICE DEPT	No				

Agency Name	Hazardous Duty Pay	Years of service:	Minimum Age	Retirement Percentage	Employee contribute
LOCUST GROVE POLICE DEPT	No	10	65	100	Yes
LOUISVILLE POLICE DEPT	No	10/30	65		Yes
LUDOWICI POLICE DEPT	No				
LUMBER CITY POLICE DEPT	No	20/30	55		
LUMPKIN POLICE DEPT	No		65		
LUTHERSVILLE POLICE DEPT	No				
MADISON POLICE DEPT	No	10/30	30 Yrs or 55	2	No
MANCHESTER POLICE DEPT	No	10	55		No
MARSHALLVILLE POLICE DEPT	Yes	10	65	100	No
MCINTYRE POLICE DEPT	No				
MORAE POLICE DEPT	No				
METTER POLICE DEPT					
MIDVILLE POLICE DEPT	No	10	65	100	No
MILAN POLICE DEPT	No				
MILLER CO SHERIFF DEPT	No		65		
MILNER POLICE DEPT	No				
MOLENA POLICE DEPT	No				
MONTEZUMA POLICE DEPT	No		55	50	No
MORVEN POLICE DEPT	No				
MOUNT VERNON POLICE DEPT	No	10	65		No
MOUNTAIN CITY POLICE DEPT	No				
MT ZION POLICE DEPT	No	5	55	60	No
NAHUNTA POLICE DEPT	No	5	62		No
NEWINGTON POLICE DEPT	No				
NEWTON POLICE DEPT	No				
NORCROSS POLICE DEPT	No	5	82		
OAKWOOD POLICE DEPT	No			4	No

Agency Name	Hazardous Duty Pay	Years of service:	Minimum Age	Retirement Percentage	Employee contribute
OCILLA POLICE DEPT	No	10	62		No
PAVO POLICE DEPT	No				
PEARSON POLICE DEPT	No				
PELHAM POLICE DEPT	No	10	65		No
PINE LAKE POLICE DEPT	No				
POOLER POLICE DEPT	No	5/30	55		Yes/2%
PORT WENTWORTH PD	No	5	55		No
POULAN POLICE DEPT	No				
RAY CITY POLICE DEPT	No				
REIDSVILLE POLICE DEPT		10	55	100	No
REMERTON POLICE DEPT	No	5	55		No
RICHLAND POLICE DEPT	No	10			
RICHMOND HILL POLICE DEPT	No	5	55	70	No
ROCHELLE POLICE DEPT	No	5/30	55	80	Yes/100%
ROSSVILLE POLICE DEPT	No	10	55	50	No
RUTLEDGE POLICE DEPT	No				
SANDERSVILLE POLICE DEPT	No	10	55	100	Yes/3%
SARDIS POLICE DEPT	No	1	65	3	Yes/
SCREVEN POLICE DEPT	No				
SMITHVILLE POLICE DEPT					
SOPERTON POLICE DEPT	No	10	65		
SPARKS POLICE DEPT	No				
SPRINGFIELD POLICE DEPT	No	5	55	100	No
STILLMORE POLICE DEPT	No				
STONE MOUNTAIN POLICE DEPT	No				
TEGNALL POLICE DEPT	No		65		No
TRENTON POLICE DEPT	No		59+	5	Yes/5%

Agency Name	Hazardous Duty Pay	Years of service:	Minimum Age	Retirement Percentage	Employee contribute
TYBEE ISLAND POLICE DEPT	No		50	80	
VIENNA POLICE DEPT	No	10	62		No
VILLA RICA POLICE DEPT	No	10/30	55	100 at 30 Yrs	No
WARRENTON POLICE DEPT	No	10			
WARWICK POLICE DEPT	No				
WATKINSVILLE POLICE DEPT	No				
WAVERLY HALL POLICE DEPT	No				
WEBSTER CO SHERIFF DEPT					
WHIGHAM POLICE DEPT	No	10	55		No
WHITESBURG POLICE DEPT	No				
WILLACOCHEE POLICE DEPT					
WINTERVILLE POLICE DEPT				3	Y-2X3%
WRENS POLICE DEPT	No	5	55	Varies	No
ZEBULON POLICE DEPT	No		62		Yes/



Population
10,000 - 25,000

2004

Population 10,000 - 25,000

Agency Name	Chief / Sheriff		Major / Asst. Chief / Chief Deputy		Captain		Lieutenant		Sergeant		Detective / Corporal		Patrol Off. / Deputy Sheriff		Years	Number of Officers	Hours Per Week	Vacation		Number of Holidays	Number of Sick Days	\$ Amount of Life Insurance	% Paid Medical	Detective Clothing Allowance	Uniform Provided	Shift Differential	Longevity Pay	Overtime Comp	Civil Service	Retirement	Educational Incentive											
	Min	Max	Min	Max	Min	Max	Min	Max	Min	Max	Min	Max	Min	Max				Min	Max																							
DOUGLASVILLE POLICE DEPT	61800	100604	50843	82767	39837	64850	37940	61762	34412	56020	32774	53353	31213	50812	12	84	40+	5	20	12	13	25000	81+	650	Y	N	Y	Y	N	Y	Y											
DUBLIN POLICE DEPT			47763	47763	33164	42321	31549	40237	28263	36099	28263	36099	25592	32693		46					10																					
EARLY CO SHERIFF DEPT	65000				35029	39263	30728	32607	26208	27000	32760	33240	24024	30444		25	42	6	25	9	8	20000	100	400	Y	N	Y	Y	Y	Y	Y	Y										
FANNIN COUNTY SHERIFF DEPT	49000	65000	30000	42000	27000	35000	24000	28000	22000	27000	24000	29000	21500	26000		21	40			13	6																					
FOREST PARK POLICE DEPT	66655	93317	46346	64894	44089	61725	37884	53038	36756	51458	31115	43561	28858	40401	7	70	42	12	20	10	12	20000	100	800	Y	N	Y	Y	Y	Y	Y	Y										
FRANKLIN CO SHERIFF DEPT	67000				33316				30675		29225		28280	31304	35776	26275	28280							100		Y	N	N	Y	N	N	N	N									
GARDEN CITY POLICE DEPT	55000				40500	50032	34500	44910	31408	41099	22880	36290	21944	36290	5	38	43	10	20	11	12	15000	100	600	Y	N	N	N	N	N	Y	N	N									
HANCOCK CO SHERIFF DEPT			47869						24589					17000	21500	3	16	43	7	14	10	13	5000	80	400	400	Y	Y														
JEFF DAVIS CO SHERIFF DEPT	40000	80000	28000	38000							28000	38000	24000	32000	5	12	48	5	15	19	12	15000	100	720	720	N	N	Y	N	Y	N	Y	N									
JENKINS CO SHERIFF DEPT	28500	50000							21611	23000				18200	21000	5	7	40	5	15	0	10	10000		0	Y	N	N	Y	Y	Y	Y	N									
JESUP POLICE DEPT	44116	58968							27393	42702	24814	37371	24814	37371	21902	34195										28	42	5	27	12	12	15000	100	500	Y	N	Y	Y	N	Y	N	
KENNESAW POLICE DEPT														42	40	10	25	12	8	25000				700	500	N	Y	N	Y	Y	Y	Y	Y	Y	Y							
KINGSLAND POLICE DEPT	55250	83725			32732	43103	30449	40097	28324	37297				22935	30580											36	42	14	14	12.6	14	15000	100	500	Y	N	N	Y	N	Y	N	
LAMAR COUNTY SHERIFF DEPT	56874				40458				35647					31518		29079											26	42	5	20	10	12		100	400	Y	Y	N	Y	N	N	N

Population 10,000 - 25,000

Agency Name	Chief / Sheriff		Major / Asst. Chief / Deputy		Captain		Lieutenant		Sergeant		Detective / Corporal		Patrol Off. / Deputy Sheriff		Years	Number of Officers	Hours Per Week	Vacation		Number of Holidays	Number of Sick Days	\$ Amount of Life Insurance	% Paid Medical	Detective Clothing Allowance	Uniform Provided	Shift Differential	Longevity Pay	Overtime Comp	Civil Service	Retirement	Educational Incentive	
	Min	Max	Min	Max	Min	Max	Min	Max	Min	Max	Min	Max	Min	Max				Min	Max													
LAWRENCEVILLE POLICE DEPT	60366	98917	44886	73551	40664	66633	36840	60366	35065	57458	31767	52054	31767	52054	10	55	40+	5	15	9	6	PIER SAL	100	500	Y	N	Y	Y	N	Y	N	
LILBURN POLICE DEPT	67144	100717					40976	61464	37122	55684	33631	50447	33631	50447	18	26	40	10	15	9	6	20000	95	500	Y	N	N	Y	N	Y	Y	
LINCOLN CO SHERIFF DEPT	65000	39299												23605	31373		8	42	5	15	9	10	15000	92	250	250	N	N	Y	N	Y	N
McINTOSH COUNTY SHERIFF DEPT	29002	26748	26748		24128		22900		18346		19427		17056			31	40	5	20	9	12	10000	80		Y	N	Y	Y	N	Y	N	
MONROE CO SHERIFF DEPT	47000	71139	40089	55905	38918	50388	30147	45599	28416	42981	25247	37065	25247	37065	14	54	42.5	5	16	9	10	25000	100	600		N	N	Y	N	Y	N	
MOULTRIE POLICE DEPT	47130	70694			34360	51539	27625	41660	25872	38807	24315	38807	24315	33675	15	44	42	7	7	8	8.4	7000	65	600	Y	N	N	Y	N	Y	Y	
PEACH CO SHERIFF DEPT	52570		36906	58272	32819	51819	26178	41334	25156	39720	25156	39720	23113	36494		40	10	30	10	11.8			100	400	Y	N	Y		N	N	N	
PERRY POLICE DEPT	50300	78200			38200	55100	35200	50900	31300	44400	27600	52700	22100	55800	20	41	40	10	15	11.6	10	50000	66	600	Y	N	Y	Y	N	Y	Y	
POWDER SPRINGS POLICE DEPT		84000	45000	68000	40000	58000	38022	58301	33176	51750			28853	45156		29	40	18	30	12	9	50000	80	600	600	Y	N	Y	N	Y	N	
SCREVEN CO SHERIFF DEPT									23871	37128	23871	37128	20639	28392			42			10		15000	90+		Y	N	Y	Y	N	N	N	
STATESBORO POLICE DEPT	56157	86153	46800	71198	42536	64730	35152	53498	31885	48521	28934	44004	26228	39913	16	59	43	10	20	8	12	5000	77	700	Y	N	N	Y	N	Y	Y	
SUWANEE POLICE DEPT	54567	79494			41355	60247	36722	53497	33926	48423	32608	47504	31342	46660	20	29	40	8	17	9	8	PER SAL	100	400	350	N	Y	N	Y	N	N	
TERRELL CO SHERIFF OFFICE																15	40		36	5	60	10000	80		N	Y	N	N	N	N	Y	
THOMASVILLE POLICE DEPT	55000	77000			43500	60900	36036	50450	30030	42042			26000	36400		54	42	12	20	8	12	PER SAL	100	500	450	N	N	Y	N	Y	Y	

Year of Survey: 2004

Population: 10,000 - 25,000

Agency Name	Hazardous Duty Pay	Years of service:	Minimum Age	Retirement Percentage	Employee contribute
ACWORTH POLICE DEPT	No				
BAINBRIDGE POLICE DEPT	No	10	65	100	No
BANKS CO SHERIFF DEPT					
BRANTLEY CO SHERIFF DEPT	No		65	45/7 Plan	
BRUNSWICK POLICE DEPT	No	30		80	No
CANTON POLICE DEPT	No	5	55		No
CARROLLTON POLICE DEPT	No	10	55	50+	No
CHAMBLEE POLICE DEPT	No	10	55	2% Per Yr	No
CHATTOOGA CO SHERIFF DEPT	No	1		3	No
COLLEGE PARK POLICE DEPT	No	5/33	62	90	Yes/3%
CONYERS POLICE DEPT		10	55	30	No
CORDELE POLICE DEPT	No	10	55	5 yrs Sal + Yrs of Ser	No
CRAWFORD CO SHERIFF DEPT	No		65	25	No
DOUGLAS POLICE DEPT	No	10	55	Years of Service	Yes/1.5%
DOUGLASVILLE POLICE DEPT	No	20	55	30+	No
DUBLIN POLICE DEPT					
EARLY CO SHERIFF DEPT	No	5	55	100	No
FANNIN COUNTY SHERIFF DEPT					
FOREST PARK POLICE DEPT	No				
FRANKLIN CO SHERIFF DEPT	No				
GARDEN CITY POLICE DEPT	No	5	55	50	No
HANCOCK CO SHERIFF DEPT	Yes	15			
JEFF DAVIS CO SHERIFF DEPT	No	10	55	Years X 2.5	No
JENKINS CO SHERIFF DEPT	No	20	65		No

Agency Name	Hazardous Duty Pay	Years of service:	Minimum Age	Retirement Percentage	Employee contribute
JESUP POLICE DEPT	No	55/35	55	60	No
KENNESAW POLICE DEPT	No		Rule of 75		Yes/2%
KINGSLAND POLICE DEPT	No	5	55		No
LAMAR COUNTY SHERIFF DEPT	No				
LAWRENCEVILLE POLICE DEPT	No	7			Yes
LILBURN POLICE DEPT	No	3/7	59 1/2		No
LINCOLN CO SHERIFF DEPT	No	3/10	65		No
McINTOSH COUNTY SHERIFF DEPT	No	12	62		No
MONROE CO SHERIFF DEPT	No	3	55	11	No
MOULTRIE POLICE DEPT	No	10/47	55	3.5	Yes/5%
PEACH CO SHERIFF DEPT	No				
PERRY POLICE DEPT	No	5/40	55	100	No
POWDER SPRINGS POLICE DEPT	Yes	7	62	60	No
SCREVEN CO SHERIFF DEPT	No				
STATESBORO POLICE DEPT	Yes	25	55	Formula Used	No
SUWANEE POLICE DEPT	No			457 Plan	
TERRELL CO SHERIFF OFFICE	No				
THOMASVILLE POLICE DEPT	No	30		33	Yes
TOWNS CO SHERIFF DEPT	No				
VIDALIA POLICE DEPT	No		62		No
WASHINGTON CO SHERIFFS OFFICE	No				
WAYCROSS POLICE DEPT	No	10	60	1.75	



Population
25,000 - 50,000

2004

Population 25,000 - 50,000

Agency Name	Chief / Sheriff		Major / Asst. Chief / Chief Deputy		Captain		Lieutenant		Sergeant		Detective / Corporal		Patrol Off. / Deputy Sheriff		Years	Number of Officers	Hours Per Week	Vacation		Number of Holidays	Number of Sick Days	\$ Amount of Life Insurance	% Paid Medical	Detective Clothing Allowance	Uniform Provided	Shift Differential	Longevity Pay	Overtime Comp	Civil Service	Retirement	Educational Incentive
	Min	Max	Min	Max	Min	Max	Min	Max	Min	Max	Min	Max	Min	Max																	
CAMDEN COUNTY SHERIFF DEPT	62227		40230	74089	36573	55649	33172	50476	30088	45783	27291	41526	24754	37666	17	75	42.7	5	15	14		20000	80		Y	N	N	Y	N	N	
COFFEE COUNTY SHERIFF DEPT	64384				32936	38817		27279			29515	31617	27503	29470		40	43	10	20	9	12	25000	75	500	Y	N	N	Y	N	Y	N
COLQUITT CO SHERIFF DEPT	69495				37818	52945	31858	44601	27885	39039	27885	39039	24408	34171	20	45	40	5	20	9	12		100		Y	N	N	Y	N	Y	N
DECATUR CO SHERIFF DEPT	60000	60000	40000	57500	30000	40000			25000	35000	25000	35000	25000	30000		32	40	5	25	8	12	10000	80	300	300	N	N	Y	N	Y	N
DULUTH POLICE DEPT	56126	82737	50908	75045	43976	64826	39888	56799	36179	53333	32815	48374	31253	46071	13	47	40	10	30	8	12	30000	95	500	Y	N	N	Y	N	Y	N
EAST POINT POLICE DEPT	97078	97078	64778	83795	56552	56552	48000	52779	41327	47457	36239	41096	35000	36239		129	40	10	25	8	7	40000	80	600	600	Y	N	Y	N	Y	N
GAINSVILLE POLICE DEPT					43986	66979	38242	57374	31428	47153	29943	44903	28523	42763		63	42	5	25	9	5	PER SAL	90+	900	Y	N	Y	Y	Y	Y	Y
GILMER CO SHERIFF DEPT	52500		35000		32000		29000		26275		26275		23100			30	43	1	15	12		PER SAL	78	500	Y	N	N	Y	N	N	N
HART CO SHERIFF DEPT			34819	51709	25896	39416	25419	38646	24190	36795	24190	36795	24190	36795	34	27		5	15	8	5	15000	100	420	420	N	Y	Y	N	Y	N
HINESVILLE POLICE DEPT	57349	87263	43087	65562	35609	54163	32298	49146	29296	44577	25307	38507	24102	36673	18	79	40	7	21	11	16	15000	66.6	1200	Y	N	N	Y	N	Y	N
LAGRANGE POLICE DEPT	60000	99425			36362	59526	34725	53056	34326	48203	32691	45908	29816	39713	7	85	40	10	15	9	12	40000	90	500	Y	N	N	Y	N	Y	N
LAURENS CO SHERIFF DEPT	62000	83000	41000	49000	37000	37000			35000	35000			25000	35000		7	53	40	15	9	12	0	50		Y	Y	N	Y	N	Y	N
LEE CO SHERIFF DEPT	67000	77000	40000	50000	30000	38000	23600	30500	22000	28000	23800	30500	21000	27500	10	37	42	5	15	9	10	10000	80	450	Y	N	Y	Y	N	Y	N


Population 25,000 - 50,000

Agency Name	Chief / Sheriff		Major / Asst. Chief / Chief Deputy		Captain		Lieutenant		Sergeant		Detective / Corporal		Patrol Off. / Deputy Sheriff		Years	Number of Officers	Hours Per Week	Vacation		Number of Holidays	Number of Sick Days	\$ Amount of Life Insurance	% Paid Medical	Detective Clothing Allowance	Uniform Provided	Shift Differential	Longevity Pay	Overtime Comp	Civil Service	Retirement	Educational Incentive
	Min	Max	Min	Max	Min	Max	Min	Max	Min	Max	Min	Max	Min	Max				Min	Max												
OCONEE CO SHERIFF DEPT	50000	62000	40000	42000	38000	40000	38000	38000	34000	36000	27000	36000	25500	27000		38	48	10	18	10	12	12	PER SAL	50	500	Y	N	N	Y	Y	N
PEACHTREE CITY POLICE DEPT	61765	98741	53260	85144	50693	81041	41606	68514	37693	60258	35877	57355	34148	54591	10	54	40	5	20	12	12	12	PER SAL	100	700	Y	N	N	Y	N	Y
POLK CO SHERIFF DEPT	64376	47273	48282	38940					30057				27570	37039		42	10	20	10	12				Y	N	Y	Y	N	Y	Y	
ROME POLICE DEPT	55000	88500	48500	77000	35000	61500	29000	55700	27000	48500	26000	41100	26000	41100	12	98	40	17	72	8	12	12	PER SAL	80	500	Y	N	N	Y	Y	Y
SMYRNA POLICE DEPT	63644	95466	54305	81457	46833	70249	39361	59041	36870	55305	34390	51570	33134	49701		93	40	10	25	10	5	5	PER SAL		500	500	Y	Y	Y	Y	Y
SUMTER CO SHERIFF OFFICE	45150	68701	37057	56386	30414	46379	27554	41926					22615	34411	18	55	42.5	12	24	10	12	10000		300	200	N	Y	Y	N	N	N

Year of Survey: 2004

Population: 25,000 - 50,000

Agency Name	Hazardous Duty Pay	Years of service:	Minimum Age	Retirement Percentage	Employee contribute
CAMDEN COUNTY SHERIFF DEPT	Yes				
COFFEE COUNTY SHERIFF DEPT	No	10	60	100	No
COLQUITT CO SHERIFF DEPT	No	3	65		No
DECATUR CO SHERIFF DEPT	No	10/40	65	37	No
DULUTH POLICE DEPT	No		55	Years x 1.5	No
EAST POINT POLICE DEPT	No	10	55	Years x 2.25	Yes/6%
GAINSVILLE POLICE DEPT	No	20/30		60+	Yes/9.5%
GILMER CO SHERIFF DEPT	No				
HART CO SHERIFF DEPT	No			3% Of Annual	Yes/
HINESVILLE POLICE DEPT	No	10	50	Variable	No
LAGRANGE POLICE DEPT	No	10/35	55	60	No
LAURENS CO SHERIFF DEPT	No	10	62	30	No
LEE CO SHERIFF DEPT	No	10		6% Annual Sal x yrs	No
OCONEE CO SHERIFF DEPT	No			100	No
PEACHTREE CITY POLICE DEPT	No	10/25	55	2% Per Yr	Yes/
POLK CO SHERIFF DEPT	No	20	62		No
ROME POLICE DEPT	Yes	10	50	1.35	No
SMYRNA POLICE DEPT	No	Age + yrs = 80	55	70	Yes/3%
SUMTER CO SHERIFF OFFICE	No				



Population
50,000 - 100,000

2004

Population 50,000 - 100,000

Agency Name	Chief / Sheriff		Major / Asst. Chief / Chief Deputy		Captain		Lieutenant		Sergeant		Detective / Corporal		Patrol Off. / Deputy Sheriff		Years	Number of Officers	Hours Per Week	Vacation		Number of Holidays	Number of Sick Days	\$ Amount of Life Insurance	% Paid Medical	Detective Clothing Allowance	Uniform Provided	Shift Differential	Longevity Pay	Overtime Comp	Civil Service	Retirement	Educational Incentive				
	Min	Max	Min	Max	Min	Max	Min	Max	Min	Max	Min	Max	Min	Max				Min	Max																
ALPHARETTA POLICE DEPT	90000	48000	66500	40500	59000	36500	53000	32000	46000	7	74	42	96	240	11	PER SAL	100	600	Y	N	N	Y	N	Y	Y	Y	Y	Y	Y	Y	Y				
BARROW COUNTY SHERIFF OFFICE	57883	88076	43039	65489	37113	56471	39622	51160	32002	48695	26286	44115	103	53	6.6	12	9	8	30000	Y	N	Y	Y	N	Y	N	Y	N	Y	N	Y	N			
CARROLL CO SHERIFFS OFFICE	76000	59800	42000	46000	35000	41000	33000	40000	33000	40000	25500	31600	93	42	7	14	10	14	10000	Y	N	N	Y	N	Y	N	Y	N	Y	N	Y	N	Y		
COLUMBIA CO SHERIFF DEPT	62150	93226	42453	63669	35069	52624	28629	43264	27456	41184	27456	41184	147	43	8	16	12	12	15000	75	1400	Y	N	N	Y	N	Y	N	Y	N	Y	N	Y		
EFFINGHAM CO SHERIFF OFFICE	62272	37544	52555	32656	45717	30721	43021	29054	39186	24964	34281	23941	32075	5	58	36+	5	15	13	5	22895	500	Y	N	N	Y	N	Y	N	Y	N	Y	N		
FLOYD CO SHERIFF OFFICE	84717	42477	63538	36882	58976	32406	51835	29072	46453	27953	44668	25715	41096	80	40	6	16	9	12	15000	75	Y	N	Y	Y	Y	Y	Y	Y	Y	Y	Y	Y		
GLYNN CO POLICE DEPT	68000	90000	52000	68000	40349	64558	35767	57227	32329	51726	31183	49893	28800	46227	107	40	5	25	10	12	PER SAL	80	600	Y	N	N	Y	N	Y	Y	Y	Y	Y	Y	
MACON POLICE DEPT	67891	102523	47861	72280	42869	64314	39085	57242	31845	48069	31845	48069	28018	40373	20	275	0	20	10	10	100	400	400	N	N	Y	N	Y	N	Y	N	Y	N		
MARIETTA POLICE DEPT	82098	111946	53456	76378	48090	68744	38730	55328	39654	49234	30056	45094	15	135	40+	10	25	10	10	PER SAL	100	600	450	Y	Y	Y	Y	Y	Y	Y	Y	Y	Y	Y	Y
NEWTON CO SHERIFF OFFICE	38423	57624	34845	53189	30692	46676	28469	41244	66	42+	5	20	10.5	10	15000	96	Y	N	N	Y	Y	Y	Y	Y	Y	Y	Y	Y	Y	Y	Y	Y	Y		
SPALDING CO SHERIFF OFFICE	43115	67245	36782	57367	32028	49953	30445	47484	28859	45011	25691	40069	91	40	6	18	9	12	PER SAL	100	500	500	Y	N	Y	Y	Y	Y	Y	Y	Y	Y	Y	Y	Y
WALKER CO SHERIFF DEPT	72000	100000	40310	38188	34860	31493	31493	23587	70	42	6	20	10	6	15000	85	Y	N	N	N	Y	N	Y	N	N	Y	N	Y	N	Y	N	Y	N		
WALTON CO SHERIFF DEPT	43618	67974	35927	55954	34223	53290	32563	50734	32563	50734	25509	41780	16	150	40	12	20	11	15	10000	100	350	Y	N	Y	Y	Y	Y	Y	Y	Y	Y	Y	Y	Y

Population 50,000 - 100,000

Agency Name	Chief / Sheriff		Major / Asst. Chief / Chief Deputy		Captain		Lieutenant		Sergeant		Detective / Corporal		Patrol Off. / Deputy Sheriff		Years	Number of Officers	Hours Per Week	Vacation		Number of Holidays	Number of Sick Days	\$ Amount of Life Insurance	% Paid Medical	Detective Clothing Allowance	Uniform Provided	Shift Differential	Longevity Pay	Overtime Comp	Civil Service	Retirement	Educational Incentive
	Min	Max	Min	Max	Min	Max	Min	Max	Min	Max	Min	Max	Min	Max																	


WARNER ROBBINS POLICE DEPT
 39101 54742 35227 49318 31735 44429 28592 37166 25757 33487 114 40 10 20 11 10 30000 100 600 Y N N Y N Y Y

WHITFIELD CO SHERIFF OFFICE
 46933 70400 40008 60012 34815 52223 31353 47030 27891 41837 26593 39890 94 40+ 12 27 9 10000 92 500 500 N Y Y Y Y Y

Year of Survey: 2004

Population: 50,000 - 100,000

Agency Name	Hazardous Duty Pay	Years of service:	Minimum Age	Retirement Percentage	Employee contribute
ALPHARETTA POLICE DEPT	No	5/	55	2	No
BARROW COUNTY SHERIFF OFFICE	No	3/10	55	12	No
CARROLL CO SHERIFFS OFFICE	No				Y
COLUMBIA CO SHERIFF DEPT	Yes				
EFFINGHAM CO SHERIFF OFFICE	No				
FLOYD CO SHERIFF OFFICE	No	10	65		No
GLYNN CO POLICE DEPT	Yes	5+	55	60	No
MACON POLICE DEPT	No	25/35	55	50	
MARIETTA POLICE DEPT	Yes	5/80	55	Service + Years	No
NEWTON CO SHERIFF OFFICE	No	4		401A	457 Plan
SPALDING CO SHERIFF OFFICE	No	5/30	55	100	
WALKER CO SHERIFF DEPT	No	7/30	55	100	No
WALTON CO SHERIFF DEPT	No	5	65	401 Plan	4%
WARNER ROBBINS POLICE DEPT	No	10	55	2% Per Year Ser	No
WHITFIELD CO SHERIFF OFFICE	No	5	60	Based on Yrs of Ser	No



**Population
Over 100,000**

2004

Population Over 100,000

Agency Name	Chief / Sheriff		Major / Asst. Chief / Deputy		Captain		Lieutenant		Sergeant		Detective / Corporal		Patrol Off. / Deputy Sheriff		Years	Number of Officers	Hours Per Week	Vacation		Number of Holidays	Number of Sick Days	\$ Amount of Life Insurance	% Paid Medical	Detective Clothing Allowance	Uniform Provided	Shift Differential	Longevity Pay	Overtime Comp	Civil Service	Retirement	Educational Incentive
	Min	Max	Min	Max	Min	Max	Min	Max	Min	Max	Min	Max	Min	Max				Min	Max												
ATHENS-CLARKE CO POLICE DEPT	62934	88106	45155	69853	42783	59898	41599	49919	35673	49941	33302	46622	27376	38326	218	41	20	48	9	12	10000	100	400	Y	N	N	Y	N	Y		
ATLANTA POLICE DEPT	150984	169836	73939	113116	49767	68524	45520	62458	39859	54301	35614	36614	32783	44262	10	1471	40	12	45	9	18	0	75	600	600	N	N	Y	Y	Y	
BIBB CO SHERIFF DEPT			46197	72259	39499	60819	35131	54038	30264	46197			25688	39499	12	252	40	5	25	9	12	PER SAL	100	500	500	N	N	Y	Y	Y	
CHATHAM CO SHERIFF DEPT		96563	49604	89510	44542	70591	40005	63467	35841	56929	31774	50542	28625	45598	24	267	40	13	26	11		50000		Y	N	Y	Y	N	Y	N	
CLAYTON CO POLICE DEPT	60007	90415	49190	74117	42378	63852	38369	57812	34739	52343	31453	47391	27097	40828	8.5	247	40	10.4	152	10	13	25000	75	550	550	N	Y	Y	Y	N	
COBB CO POLICE DEPT	75629	121014	58240	90272	51355	79590	45282	70158	39915	61880	39915	61880	35194	52790		615	40	5	20	10	13	PER SAL	80+	500	Y	N	N	Y	Y	N	
COBB CO SHERIFFS OFFICE	110580		98437		51355	79580	45281	70158	39915	61880	39915	61880	33030	52790		403	40+	10	20	10	13	PER SAL	85	500	Y	N	N	Y	Y	N	
COLUMBUS POLICE DEPT	69886	118649	48117	80337	39766	66395	36069	60222	31158	52022	28261	47185	24413	44938		388		10	20	10	13	PER SAL	89	600	Y	N	N	Y	N	Y	
DEKALB CO POLICE DEPT	85500	132636	53244	94572	46512	72144	43872	68064	39048	60576	36840	57144	34428	53916	7.6	965	40	15	60	10	13	PER SAL	70	187.50	Y	N	Y	Y	N	Y	N
DEKALB CO SHERIFF DEPT		110580	56976	88380	46512	72144	41388	64212	39048	60576			29184	45264		556	42.5	15	10	13	PER SAL	70		Y	N	Y	Y	Y	N		
DOUGLAS CO SHERIFF DEPT		85000	58657	87076	45959	68227	41686	61684	36010	53457	36010	53457	31107	46179		200	42	10	25	12	10.5	10000	100	500		N	N	Y	Y	N	
FULTON CO MARSHAL DEPT	83911	136936	74723	117321	57198	84083	53864	77078	47184	67000	34214	58722	32000	48811		68	40+	15	21	10	12	50000	80	600	600	N	Y	Y	Y	N	
FULTON CO POLICE DEPT	93271	151101	76946	120805	58898	86581	55464	81532			45151	68990	32000	60467		305	40	15	21	10	12	10000	80+	600	600	N	Y	Y	Y	N	
FULTON CO SHERIFF DEPT			76946	120805	58898	86581	52019	73867	40850	60467			32000	50261		636	42.5	12	10	12	50000	0		625	N	Y	Y	Y	N		


Population Over 100,000

Agency Name	Chief / Sheriff		Major / Asst. Chief / Chief Deputy		Captain		Lieutenant		Sergeant		Detective / Corporal		Patrol Off. / Deputy Sheriff		Years	Number of Officers	Hours Per Week	Vacation		Number of Holidays	Number of Sick Days	\$ Amount of Life Insurance	% Paid Medical	Detective Clothing Allowance	Uniform Provided	Shift Differential	Longevity Pay	Overtime Comp	Civil Service	Retirement	Educational Incentive
	Min	Max	Min	Max	Min	Max	Min	Max	Min	Max	Min	Max	Min	Max				Min	Max												
GWINNETT CO POLICE DEPT	93676	149882	61386	122876	47269	77994	39967	63947	28520	49723	28520	49723	560	42	12	28	11.5	14	10000	Plan	500	500	Y	N	Y	Y	N	Y	N		
GWINNETT CO SHERIFF DEPT	116000		106000	54023	70632	46627	63389	42388	55421		28238	46220	334	42	13	24	11.5	12	PER SAL	85	500	500	Y	N	Y	Y	Y	Y	Y		
HALL CO SHERIFF DEPT			51468	77202	42343	63515	33178	49767	31598	47397	30090	45140	28660	42990	9	242	37+	5	25	9	5	20000	100	450	Y	N	Y	Y	Y	N	
HENRY CO SHERIFF DEPT	127436		64207	96310	47957	71935	41707	62560	36707	55060	34207	51310	31707	47560	84	40	10	23	9	12	PER SAL	100	400	Y	N	N	Y	N	Y	N	
HOUSTON CO SHERIFF DEPT			54413	80558	36753	54413	31429	46530	27934	41360	26894	39769	24835	38230	10	128	40+	10	20	12	8.5	PER SAL	100	425	Y	N	Y	Y	N	Y	N
LOWNDES CO SHERIFF DEPT	68300	88952	45607	69396	41317	62869	35628	54212	30722	49113	29241	44494	26215	38367	19	118	42	18	30	11	10000	100	800	Y	N	N	Y	N	Y	Y	
MUSCOGEE COUNTY SHERIFF DEPT	82125	110869	54253	86372	40761	66396	36971	60222	31937	52022	28968	47186	26024	44939	10	174	40	10	20	10	13	PER SAL	600	600	Y	N	N	Y	N	Y	Y
RICHMOND CO SHERIFF OFFICE	93440		52366	75275	47260	67936	36088	57740	30841	49505	30841	49505	25103	42444	492	40	6	26	10	12	50000	80	500	Y	N	N	N	N	Y	N	

Year of Survey: 2004

Population: Over 100,000

Agency Name	Hazardous Duty Pay	Years of service:	Minimum Age	Retirement Percentage	Employee contribute
ATHENS-CLARKE CO POLICE DEPT	No	10	55	1.85	No
ATLANTA POLICE DEPT	Yes				
BIBB CO SHERIFF DEPT	No	5/25	50	2	No
CHATHAM CO SHERIFF DEPT	No	25+	50	50	Yes/2%
CLAYTON CO POLICE DEPT	No	7/32	55	80	Y
COBB CO POLICE DEPT	Yes	Age + Years			Yes/4.25%
COBB CO SHERIFF'S OFFICE	Yes	7/35	Age + Years	2.5	Y/4%
COLUMBUS POLICE DEPT	No	20/30	50/55	60	No
DEKALB CO POLICE DEPT	Yes	5/30	55	82.5	Yes/5%
DEKALB CO SHERIFF DEPT	No	10	55		Yes/5%
DOUGLAS CO SHERIFF DEPT	No	55/59	55	401k-457	Yes
FULTON CO MARSHAL DEPT	Yes	10/30		75	Yes/6%
FULTON CO POLICE DEPT	No			75	Yes/7%
FULTON CO SHERIFF DEPT	No	15	55	2.5	Yes/6%
GWINNETT CO POLICE DEPT	No	Rule of 75	50	Formula	3.5%
GWINNETT CO SHERIFF DEPT	No	Rule of 75	50		Yes/3.5%
HALL CO SHERIFF DEPT	Yes				
HENRY CO SHERIFF DEPT	No	5	55	Varies	Yes/6%
HOUSTON CO SHERIFF DEPT	No	10	55	2	Yes/3%
LOWNDES CO SHERIFF DEPT	No	10	55	Based on Y.O.S.	No
MUSCOGEE COUNTY SHERIFF DEPT	Yes	20/25	50		
RICHMOND CO SHERIFF OFFICE	Yes	25	62	1% Per Yr	Yes/4%




Population Campus and Hospital

2004

Year of Survey: 2004

Population: Campus and Hospital Agencies

Agency Name	Hazardous Duty Pay	Years of service:	Minimum Age	Retirement Percentage	Employee contribute
ABRAHAM BALDWIN COLLEGE PUBLIC SAFETY	No	30		2% Per Yr.	
ALBANY STATE UNIVERSITY DPS	No	10/30	60	80	Y/5
AUGUSTA STATE UNIVERSITY PD	No				
BIBB CO CAMPUS POLICE DEPT	No	30	55	60	Y/5
CHEROKEE CO SCHOOL POLICE	No	10/40	60		Yes/5%
EMORY UNIVERSITY POLICE DEPT	Yes	10	55	Varies	Yes/Varies
GA REGIONAL HOSPITAL POLICE	No	1/34	62	85	Yes/
GA SOUTHERN UNIVERSITY DPS	No	10/40	60	2% x yrs x avg sal	Yes/5%
GORDON COLLEGE POLICE DEPT	No				
MERCER UNIVERSITY POLICE DEPT	No	10	59 1/2	.06	
SAVANNAH-CHATHAM CO SCHOOL POLICE	No	10/40	Any Age with 30yr	2%	Yes/5%
UNIVERSITY OF WEST GA POLICE DEPT	No	10/30	30 or 60 w/10yrs	60	Yes/5%



**Population
Correction Agencies
& State Agencies**

2004

Year of Survey: 2004

Population: Correction Agencies

Agency Name	Hazardous Duty Pay	Years of service:	Minimum Age	Retirement Percentage	Employee contribute
ATHENS-CLARKE CO CORRECTIONS	No	10/30	60	54	No
COASTAL STATE PRISON	No				
COWETA CO PRISON	No	25	62	80	
FLOYD CO PRISON	No				
GA DEPT OF CORRECTIONS	Yes	10/34	60	Sal + Yrs of Ser	Yes/1.25%
MUSCOGEE CO PRISON	No	20	55	20	No

Year of Survey: 2004

Population: State Agencies

Agency Name	Hazardous Duty Pay	Years of service:	Minimum Age	Retirement Percentage	Employee contribute
GA BUREAU OF INVESTIGATIONS	Yes	10/60	60	Varies	Yes/1.5%
GA DEPT OF AGRICULTURE	No	30	30	60	Yes/1.5%
GA DEPT OF MOTOR VEHICLE SAFETY	Yes	25/30	60		Yes/1.25%
GA DEPT OF NATURAL RESOURCES	No	25/34			
GA DEPT OF PUBLIC SAFETY	No	10/30			Yes/6.5%
GA DEPT OF REV., ALCOHOL & TOBACCO DIV	No	30/34			Yes/
GA PORTS AUTHORITY	No		65	80	Yes/20%
GA STATE FARMERS MARKET POLICE	No	10/34	62	57	Yes/
GA STATE PATROL	No	10/30	30 Years Set	2%/P/YR	Yes/1.5%

FRATERNAL ORDER OF POLICE

The Only National



Police Organization

PREAMBLE TO THE CONSTITUTION

We, the police officers of the United States and of the several states and political subdivisions thereof, as Representatives and Delegates of State and Subordinate Lodges, do hereby associate the Lodges we represent and the members thereof together for the following purposes:

To support and defend the Constitution of the United States; to inculcate loyalty and allegiance to the United States of America; to promote and foster the enforcement of law and order; to improve the individual proficiency of our members in the performance of their duties; to encourage social, charitable and educational activities among policemen; to advocate and strive for uniform application of the civil service merit system for appointment and promotion; to create a tradition of esprit de corps insuring fidelity to duty under all conditions and circumstances; to cultivate a spirit of fraternalism and mutual helpfulness among our members and the people we serve; to increase the efficiency of the police profession and thus more firmly to establish the confidence of the public in the service dedicated to the protection of life and property.

ARTICLE II - SECTION 2 OF THE CONSTITUTION

The Fraternal Order of Police is strictly non-sectarian, and shall have no affiliation, directly or indirectly, with any labor union, congress, federation or committee or like nature, or political action committee, or similar organization by whatever name known.

The Fraternal Order of Police shall not strike or by concerted action cause a cessation of the performance of the Police duties, or induce other members of lodges to do likewise. The penalty for such action by any member, or subordinate lodge, shall be immediate expulsion from the Fraternal Order of Police.